

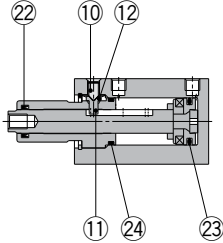
# Series MK

ø12, ø16, ø20, ø25  
ø32, ø40, ø50, ø63

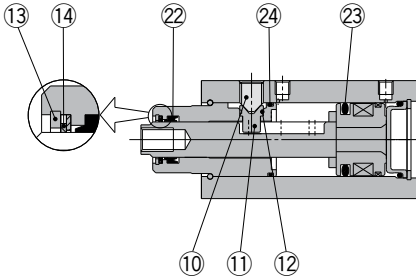
Replacement  
Procedure is  
p.371

## Construction

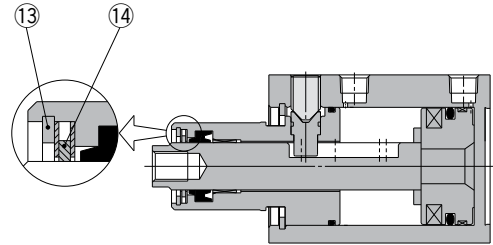
### New MK12, 16



### New MK20 to 32



### New MK40 to 63



\* The numbers are the same as the "Construction" of the MK series catalog (CAT.ES20-214).

### Seal Kit List

No.	Description	Material	Note
⑩	Hexagon socket head set screw	Chromium molybdenum steel	Sharp end section: 90°
⑪	Guide pin	Stainless steel	Nitriding
⑫	O-ring	NBR	
⑬	Round R-type retaining ring	Carbon tool steel	Except ø12, ø16
⑭	Coil scraper	Phosphor bronze	Except ø12, ø16
⑳	Rod seal	NBR	
㉓	Piston seal	NBR	
㉔	Gasket	NBR	

**13 is a non-replaceable part, so it is not included in the seal kit.**

\*[BLUE](#) links will lead to purchase pages.

### Replacement Parts: Seal Kit

Bore size (mm)	Kit no.	Contents
12	<a href="#">CQSB12-PS</a>	Set of left nos. ㉒, ㉓, ㉔
16	<a href="#">CQSB16-PS</a>	
20	<a href="#">MK20Z-PS</a>	Set of left nos. ⑭, ㉒, ㉓, ㉔
25	<a href="#">MK25Z-PS</a>	
32	<a href="#">MK32Z-PS</a>	
40	<a href="#">MK240-PS</a>	
50	<a href="#">MK2150-PS</a>	
63	<a href="#">MK63Z-PS</a>	

\* Seal kit includes numbers in the table. Order the seal kit, based on each bore size.

\* Since the seal kit does not include a grease pack, order it separately.  
**Grease pack part no.: GR-S-010** (10 g)

### Replacement Parts: Guide Pin Kit

Bore size (mm)	Kit no.	Contents
12	<a href="#">MK12Z-GS</a>	Set of left nos. ⑩, ⑪, ⑫
16	<a href="#">MK16Z-GS</a>	
20	<a href="#">MK20Z-GS</a>	
25	<a href="#">MK25Z-GS</a>	
32	<a href="#">MK32Z-GS</a>	
40	<a href="#">MK40Z-GS</a>	
50	<a href="#">MK50Z-GS</a>	
63	<a href="#">MK63Z-GS</a>	

\* Guide pin kit includes numbers in the table. Order the guide pin kit, based on each bore size.

\* For the replacement procedure of the replacement parts/seal and guide pin kits, refer to the Operation Manual.