


Connector type

The multi-pin connectors replace the wiring inside the manifold blocks and provides flexibility in modifying the manifold configuration.



SV Series

New Concept Connector type manifold

Connector T

For I/O SI unit
(DeviceNet compatible)

Simple construction of clamp
with screw

Replaceable One-touch

Choice of M12 or M8 connector

Input block





VQC Series

- IP67 (based on IEC529) enclosure for Serial Transmission manifolds (EX500 or EX250) and other prepackaged wiring configuration manifolds (Multi-connector, etc.).
- Designed to provide quick response time and long life.
 - VQC1100 10ms±2ms: 200 million cycles
 - VQC2100 20ms±2ms: 200 million cycles
 - VQC4100 17ms±3ms: 100 million cycles
- Compact design with high flow capacity

Model (Series)	Manifold pitch (mm)	Flow characteristics Note)						Applicable cylinder size (mm)
		Metal seal			Rubber seal			
		C[dm³/(s·bar)]	b	Cv	C[dm³/(s·bar)]	b	Cv	
VQC1000	10.5	0.72	0.25	0.18	1.0	0.30	0.25	up to ø 50
VQC2000	16	2.6	0.15	0.60	3.2	0.30	0.80	up to ø 80
VQC4000	25	6.9	0.17	1.7	7.3	0.38	2.0	up to ø140

Note) Values for 2-position single from the cylinder port to the exhaust. (from 2 to 3 and from 4 to 5)
C(Sonic conductance) and b(critical pressure ratio) are subject to ISO 6358/JIS B 8390. Cv (Flow coefficient) is subject to ANSI/CNFPA) T3.21.3.

Wiring

Serial transmission  (IP67)	Flat ribbon cable 	D-sub connector 	Multi-connector  (IP67)
--	--	--	--

Accommodates gateway type se
(DeviceNet, PROFIBUS, Remot
A wide choice of wiring configur

Wiring configuration

Series	Serial transmission	Flat ribbon cable
SV	● *	●
VQC	● *	●


*Refer to catalog for details. VQC series: ES11-8

Dual 3 Port valves, 4 positions

- 1) Two 3 port valves built into one body.
- 2) The 3 port valves on the A and B side
- 3) When used as a 3 port valves, only ha
- 4) Three types of combinations [N.C./N
- 5) Mixed mounting with 5 port valve is al

Model	A side
SV□A00/VQC□A01	N.C.valve
SV□B00/VQC□B01	N.O.valve
SV□C00/VQC□C01	N.C.valve

Y type Manifold



Replaceable
One-touch fittings

Relay output module

Y type connector
(used to tap 2 relay outputs
from one relay output module.)

SV Series

- Service life of 50 million cycles or more
(Based on P/A life test conditions)
- IP67 (based on IEC529) enclosure for Serial Transmission manifolds (EX500 or EX250) and prepackaged wiring configuration manifold (Multi-connector).

- Compact design with high flow capacity

Model (Series)	Manifold pitch (mm)	Flow characteristics Note)			Applicable cylinder size (mm)
		C[dm ³ /(s·bar)]	b	Cv	
SV1000	10.5	1.1	0.35	0.28	up to ø 40
SV2000	16	2.4	0.18	0.48	up to ø 63
SV3000	20.5	4.3	0.21	0.93	up to ø100
SV4000	24	7.0	0.18	1.6	up to ø125

Note) Values for 2-position single with tie-rod base manifold from the cylinder port to the exhaust.
(from 2 to 3 and from 4 to 5)

Wiring

Serial transmission EX500



(IP67)

Flat ribbon cable



D-sub connector



Multi-connector



(IP67)

Special wiring
(I/O, etc.)
options

	D-sub connector	Multi-connector
	●	●
	●	●

SV series: ES11-81

can operate independently.
the number of stations are required.
], [N.O./N.O.] and [N.C./N.O.] are available.
possible.

B side
N.C.valve
N.O.valve
N.O.valve

VQC Series

New Concept Connector type manifold

The multi-pin connectors replace the wiring inside the manifold blocks and provides flexibility in modifying the manifold configuration.

Connector type

