








OTHER PRODUCTS

SERIES	DESCRIPTION
	<p>CE2 STROKE READING CYLINDER BORE SIZES: ø40, 50, 63, 80, 100MM Micro-Processor Predictive Control and Learning Functions; Positional Accuracy to $\pm 0.5\text{mm}$; Application Dedicated Controller; 16 Programs each of 32 Positions can be stored; Error Signal Output.</p>
	<p>CXT PLATFORM CYLINDER BORE SIZES: ø12, 16, 20, 25, 32, 40MM Integrated Work Table with Guide Bearings and Actuator; Highly Rigid and Accurate Slide Table.</p>
	<p>LG1 COMPACT ELECTRIC ACTUATOR High Rigidity, High Linear Precision Guide; Space-Saving Design; Top Mounting and Bottom Mounting Options.</p>
	<p>LJ1 ELECTRIC ACTUATOR High Rigidity, High Linear Precision Guide; High Positioning Accuracy; Abundant Product Variations; Mounting Options; 5 Options of Cable Entry Direction.</p>
	<p>LX ELECTRIC ACTUATOR Low Profile, Compact and Short Stroke Type; Stepping Motor is a Standard Feature; Optional AC Servo Motor; Auto Switch Capability.</p>
	<p>LXF ELECTRIC SLIDE TABLE Low Profile Electric Slide Table; 5 Phase Stepping Motor; Stroke Length Options: 25, 50, 75, 100mm.</p>
	<p>LXP ELECTRIC ACTUATOR WITH GUIDES Low Profile Electric Actuator With Guides; 2 Phase / 5 Phase Stepping Motor; Stroke Length Options: 50, 75, 100, 125, 150, 175, 200mm.</p>
	<p>LXS ELECTRIC SLIDE TABLE WITH HIGH RIGIDITY GUIDES Electric Slide Table with High Rigidity Guides; 2 Phase / 5 Phase Stepping Motor; Stroke Length Options: 50, 75, 100, 125, 150mm.</p>
	<p>MH22 STANDARD PARALLEL GUIDE CYLINDER BORE SIZES: ø10, 16, 20, 25MM With Integrated Guide; Linear Guide provides High Rigidity and High Accuracy; Double and Single Acting Options.</p>
	<p>MTS BORE SIZES: ø12, 16, 20, 25, 32, 40MM Non-Rotating Accuracy 0.1° or less; Air Cushion Standardized; 3 Mounting Configurations; High Precision Mounting; Rear End Locking Type included in Series.</p>

OTHER PRODUCTS

SERIES	DESCRIPTION
	<p>MRHQ ROTARY GRIPPER BORE SIZES: ø10, 16MM</p> <p>Ideal for holding and reversing work on transporting lines; Angle Rotation 90° and 180°.</p>
	<p>NCRQ ROTARY ACTUATOR BORE SIZES: ø10, 15MM</p> <p>Rack and Pinion Model; Compact Double Rack Design eliminates Backlash; Stainless Steel Shaft; Rotation Adjustment is Standard; Auto Switch Capable.</p>
	<p>ARBQ4000 INTERFACE REGULATOR</p> <p>Interface Regulator for VQ4000 Valve; Sandwich Style Regulator for Individual Valve Control; Models Available for Pressure Regulation of P, A or B Port.</p>
	<p>SYJ300/500/700 3 PORT SOLENOID VALVE</p> <p>Low Power Consumption; Interchangeable with the NVJ and NVZ; Vacuum Applicable; Base-Mounted and Body-Ported Options.</p>
	<p>AKB/AKH CHECK VALVES</p> <p>Available with One-Touch Fitting; Bushing Type and Straight Type; Applicable OD in metric: ø4, 6, 8, 10, 12 and in imperial: ø5/32, 1/4, 5/16, 3/8, 1/2.</p>
	<p>ASD DUAL SPEED CONTROLLER</p>
	<p>ZFC VACUUM FILTER</p> <p>Inline Type with One-Touch Fittings; Applicable Tube Sizes - Metric: ø4, 6, 8mm; Imperial: ø5/32", 1/4" 5/16"; Cartridge Type allows Element Replacement.</p>